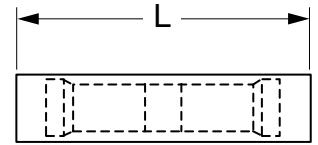




Scotchlok™ Terminals

MNG18BCM, MNG14BCM, MNG10BCM
Butt Connector, Nylon Insulated with
Insulation Grip, Moisture Resistant



Data Sheet

Product Number	Wire Range (AWG)	L	Thickness	Barrel Length	Barrel I.D.	Maximum Insulation Diameter
MNG18BCM	22-18	1.00	0.030	0.25	0.070	0.145
MNG14BCM	16-14	1.00	0.030	0.25	0.090	0.170
MNG10BCM	12-10	1.15	0.040	0.25	0.135	0.250



UNDERWRITERS
LABORATORIES
STANDARD NO. UL 486C
3M FILE NO. E23438



CANADIAN STANDARDS
ASSOCIATION
STANDARD NO. 22.2
NO. 0, 65
3M FILE NO. LR22190

Installation Information

WARNING

Turn power off before installing or removing terminal. All electrical work should be done according to appropriate electrical codes.

UL Listed and CSA Certified for use on stranded copper wire only (AWG).



Strip away the end 3/8 inch of wire insulation.

Make the crimp in the proper station of a recommended 3M crimp tool: TH-440, TH-450 (scissor style) or TR-482, TR-490 (ratchet style) hand tools.

Specifications

Wire Size:	See Table Above
Barrel Seam:	Butted with Insulation Grip
Maximum Voltage Rating:	600 V Building Wire or 1000 Volts Signs or Fixtures (Luminaires)
Maximum Operating Temp:	221°F (105°C)
Maximum Current:	Same as Wire
Terminal Material:	ETP Copper
Terminal Plating:	Tin
Sealant:	Petroleum based corrosion preventative hydrophobic compound, maintaining a stable, grease-like consistency over a wide temperature range.



-  Barrel Crimp (Electrical)
-  Insulation Grip Crimp (required for sealant integrity)

Engineering Specification

Crimp-type terminals shall, electrically and mechanically, connect to the pre-stripped end of two stranded copper wires.

The connector line shall offer barrel variations in wire (AWG) size (22-18, 16-14, 12-10) and construction (non-insulated brazed seam, vinyl insulated butted seam, nylon insulated seamless, etc...). The connector line shall have regulatory agency coverage (UL Listing, CSA Certification). The connectors shall be marked with the wire range and manufacturer's symbol (↑).

The nylon insulated, moisture resistant butt connector shall be tin-plated, annealed copper, having a double-length, round sealant filled barrel with a center stop and tin plated brass insulation grips at each end, all covered by a close fitting nylon tubing, color coded and sized for a specified (AWG) wire range (22-18, 16-14, 12-10).

Insulated connectors shall be UL Listed for 600 volts maximum, building wire: 1000 volts maximum, signs and lighting fixtures (luminaires) and temperature rated 221°F (105°C) maximum.

Caution: Avoid eye and prolonged or repeated skin contact.

Suggested First Aid: In case of eye contact, flush eyes with large amounts of water for at least ten minutes and call a physician.

3M and Scotchlok are trademarks of 3M.



is a trademark of Underwriters Laboratories.



is a trademark of Canadian Standards Association.

IMPORTANT NOTICE

Before using this product, you must evaluate it and determine if it is suitable for your intended application. You assume all risks and liability associated with such use.

Warranty; Limited Remedy; Limited Liability. This product will be free from defects in material and manufacture as of the date of purchase. **3M MAKES NO OTHER WARRANTIES INCLUDING, BUT NOT LIMITED TO, ANY IMPLIED WARRANTY OF MERCHANTABILITY OR FITNESS FOR A PARTICULAR PURPOSE.** If this product is defective within the warranty period stated above, your exclusive remedy shall be, at 3M's option, to replace or repair the 3M product or refund the purchase price of the 3M product. **Except where prohibited by law, 3M will not be liable for any loss or damage arising from this 3M product, whether direct, indirect, special, incidental or consequential regardless of the legal theory asserted.**

3M

Electrical Products Division

6801 River Place Blvd.
Austin, TX 78726-9000
<http://www.3M.com/elpd>

Litho in USA.
© 3M 2002 78-8125-9667-0-A